



ಬೃಹತ್ ಬೆಂಗಳೂರು ಮಹಾನಗರ ಪಾಲಿಕೆ
Bruhat Bengaluru Mahanagara Palike



BBMP COVID-19 WAR ROOM 08.03.2023

BBMP / COVID-19 WAR ROOM / BULLETIN – 1080/ 08.03.2023 / #BBMPfightsCOVID19



OVERVIEW OF COVID-19 IN BENGALURU

CASE TRENDS ACTIVE CASES **332**

Confirmed Cases 101 18,78,559 #	Recovered Cases 74 18,61,236 #	Death Cases 0 16,991 #
---	--	--

HOSPITALIZATION **36**

ICU – V 2	ICU 9	HDU 3	General 22
---------------------	-----------------	-----------------	----------------------

INCLUDES GOVT. QUOTA AND PRIVATE WALK-IN HOSPITALIZATION

VACCINATION **42** 2,06,96,209 #

First Dose 7 96,89,330 #	Second Dose 7 95,11,012 #	Precaution Dose 28 14,95,867 #
--	---	--

TRIAGING

MTU
5

Tele Triage
93

ACTIVE CZs

0

MCZs (< 5 cases)
0

Clusters (> 5 cases)
0

TESTING **780** 3,21,88,817 #

Positivity : 8.26% *FOR LAST 7 DAYS	RAT 167	RTPCR 613
---	-------------------	---------------------

: indicates cumulative numbers till date



ABSTRACT OF COVID-19 SCENARIO IN BENGALURU



	MALE			FEMALE			TRANSGENDER			TOTAL		
	Last 24 Hours	Last 7 Days	Cumulative	Last 24 Hours	Last 7 Days	Cumulative	Last 24 Hours	Last 7 Days	Cumulative	Last 24 Hours	Last 7 Days	Cumulative
Positive Cases	55	236	11,07,638	46	183	7,70,725	0	0	196	101	419	18,78,559
Recovered Cases	47	176	10,95,132	27	129	7,64,974	0	0	187	74	305	18,61,236
Death Cases	0	0	10,761	0	0	6,226	0	0	4	0	0	16,991
Total Tests Done	In Last 24 hrs. : 780			In last 7 days : 5,075			Cumulative : 3,21,88,817					
Vaccine Doses Administered	In Last 24 hrs. : 42			In last 7 days : 287			Cumulative : 2,06,96,209					
ACTIVE CASES									332			

*Covid deaths occurred today : 00 | Covid deaths occurred beyond last 24hrs., reported today : 00

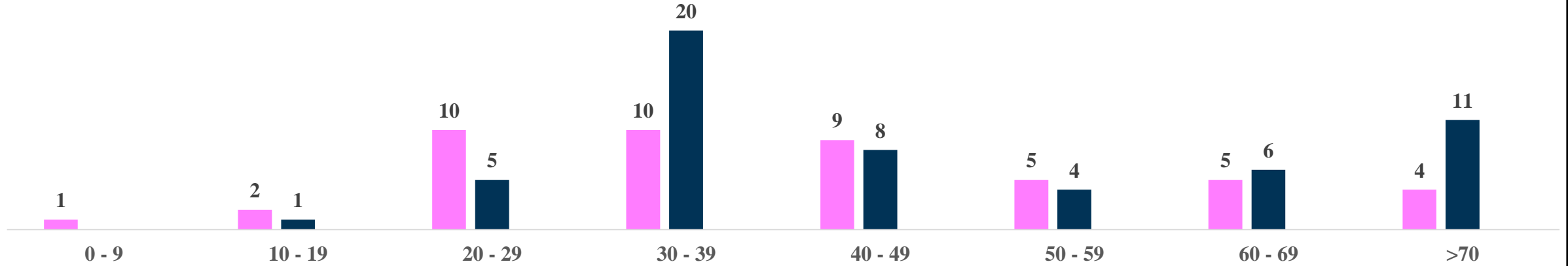


LAST 24 HOURS AGE GROUP AND GENDER WISE DISTRIBUTION

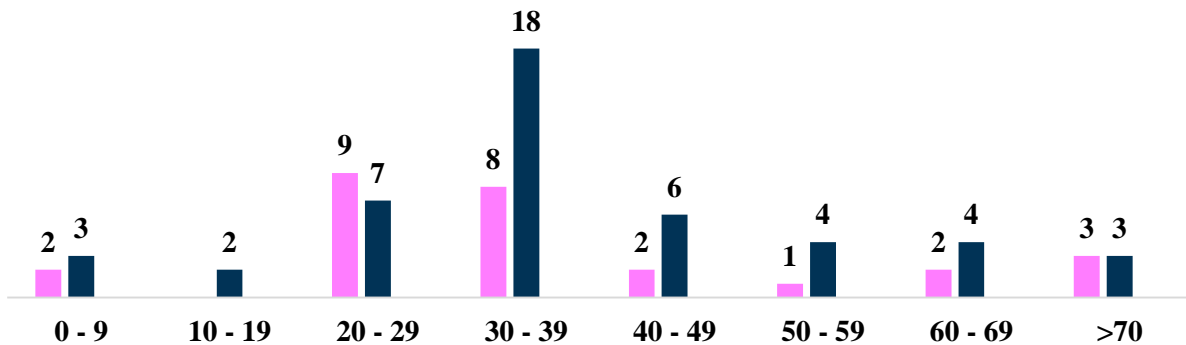


Positive Cases : 101

Female Male Transgender



Recovered Cases : 74



Death Cases : 0

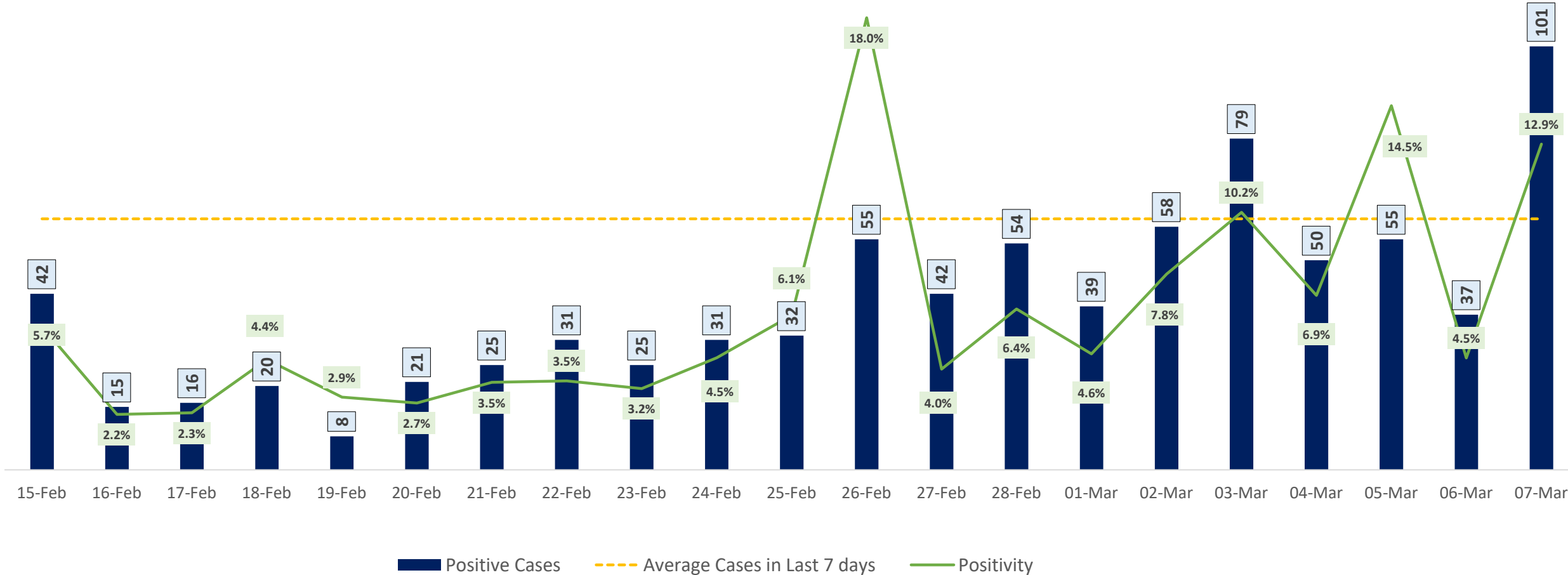
0 to 9 10 to 19 20 to 29 30 to 39 40 to 49 50 to 59 60 to 69 >=70



POSITIVITY RATE OF BENGALURU – LAST 21 DAYS



Average Cases in Last 7 days : 60

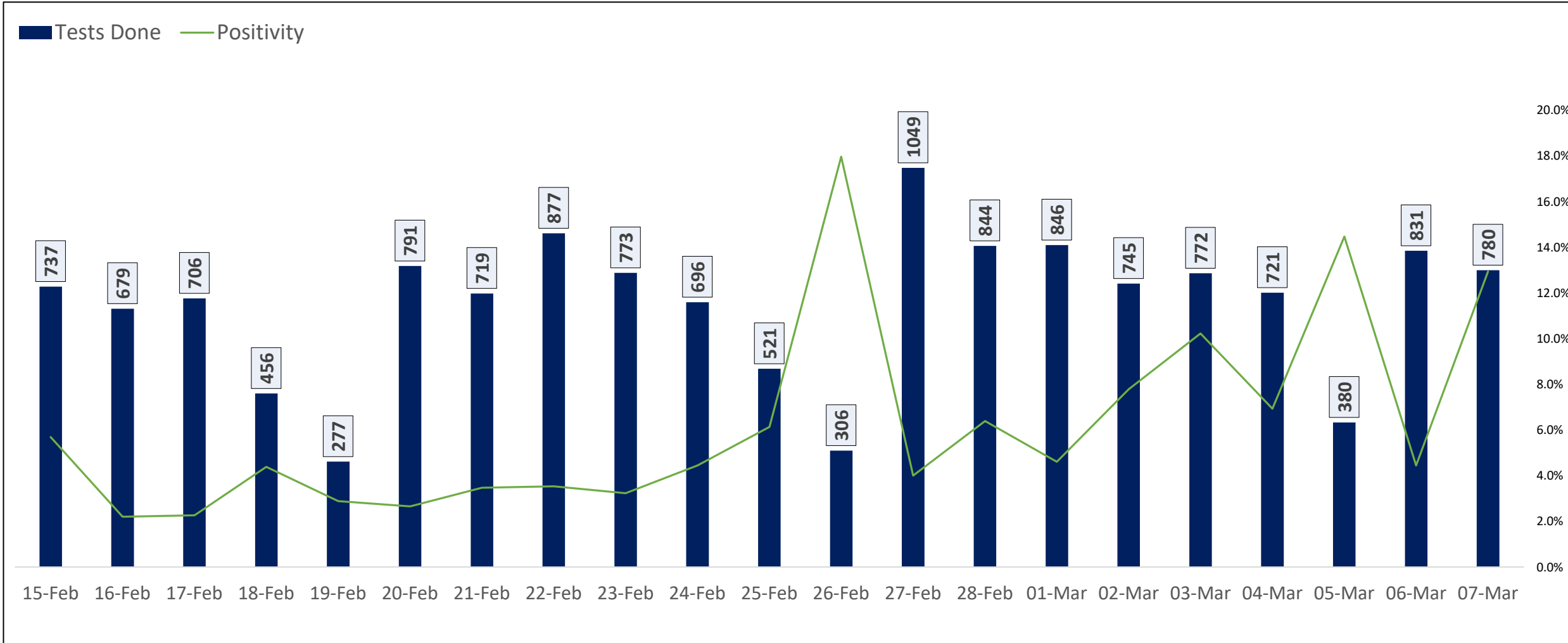




TESTING TRENDS IN BENGALURU

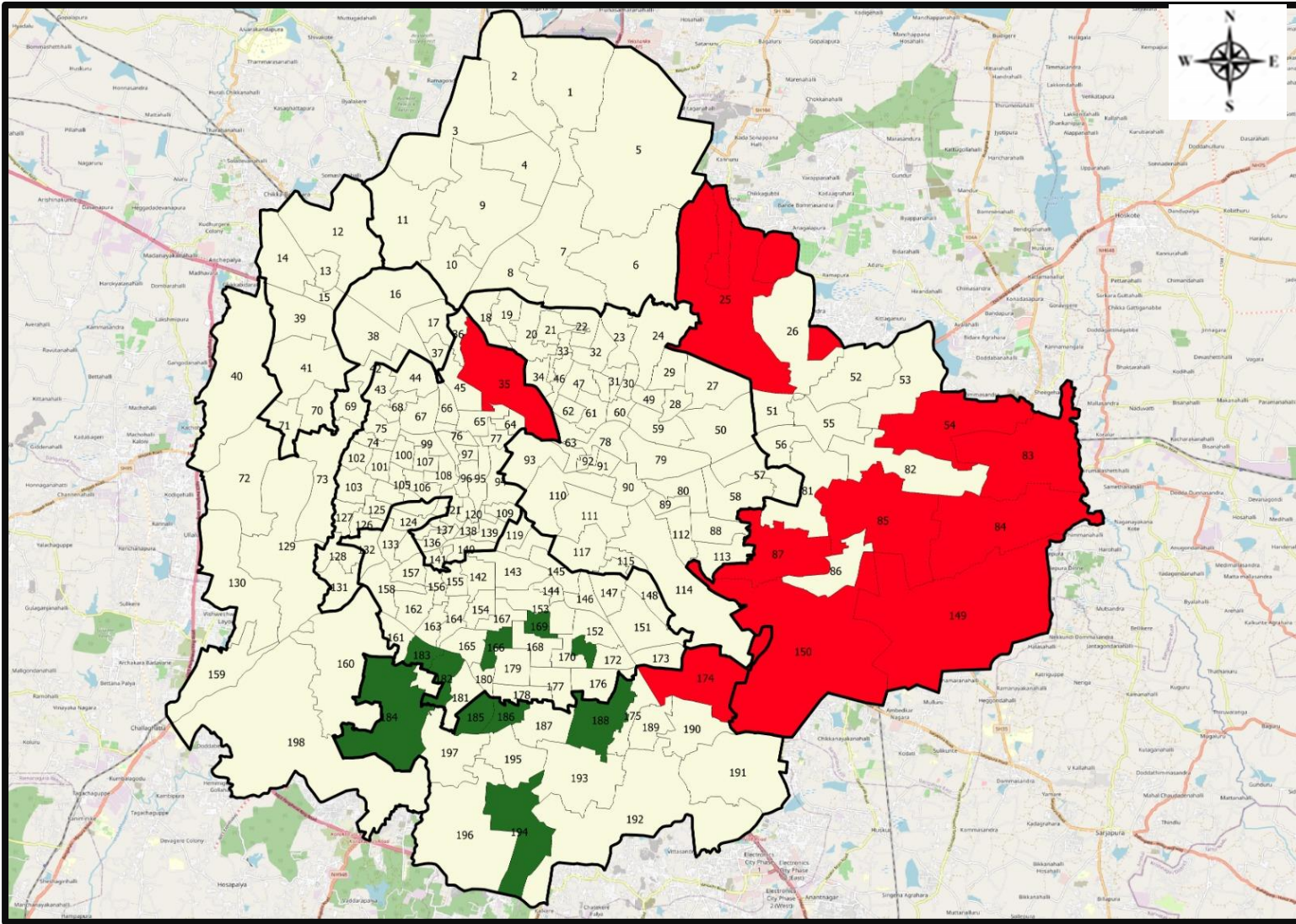


Total Test Conducted Till Date	Test Conducted Last 24 hours	Last 7 Days Average
3,21,88,817	780	725





BENGALURU URBAN MAP SHOWING TREND OF POSITIVE CASES IN LAST 7 DAYS



Top 10 wards reporting highest number of positive cases in last 10 days

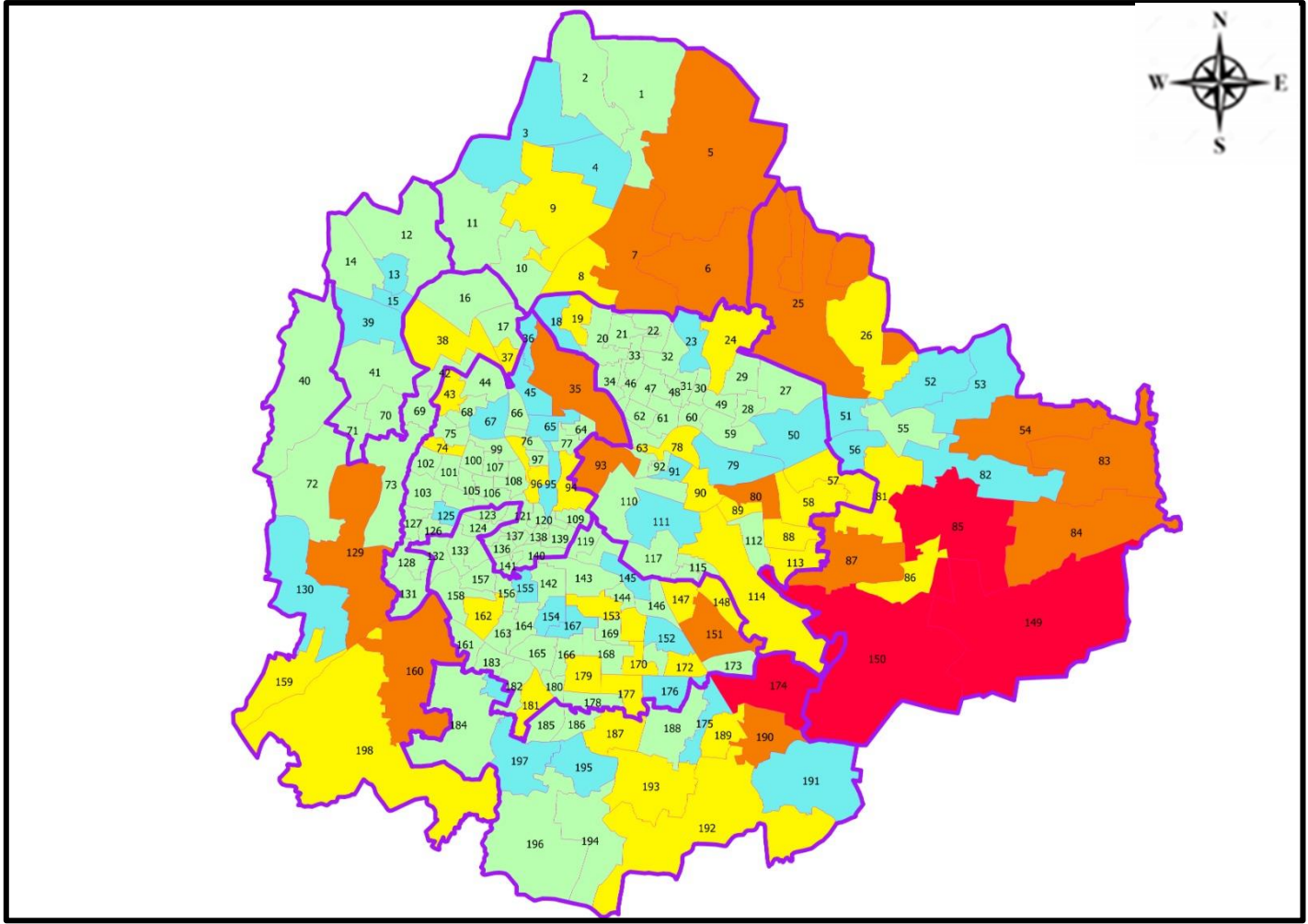
Ward No.	Ward Name	Daily Cases Average
150	Bellanduru	6
174	HSR Layout	3
149	Varthuru	2
85	Dodda Nekkundi	2
54	Hudi	2
35	Aramane Nagar	2
84	Hagadur	2
25	Horamavu	2
87	HAL Airport	2
83	Kadugodi	1







Top 10 wards reporting least number of positive cases in last 7 days

Ward No.	Ward Name	Daily Cases Average
194	Gottigere	0
188	Bilekhali	0
186	Jaraganahalli	0
185	Yelchenahalli	0
184	Uttarahalli	0
183	Chikkalsandra	0
182	Padmanabha Nagar	0
171	Gurappanapalya	0
169	Byrasandra	0
166	Karisandra	0



BENGALURU MAP SHOWING INTENSITY OF POSITIVE CASES IN LAST 7 DAYS



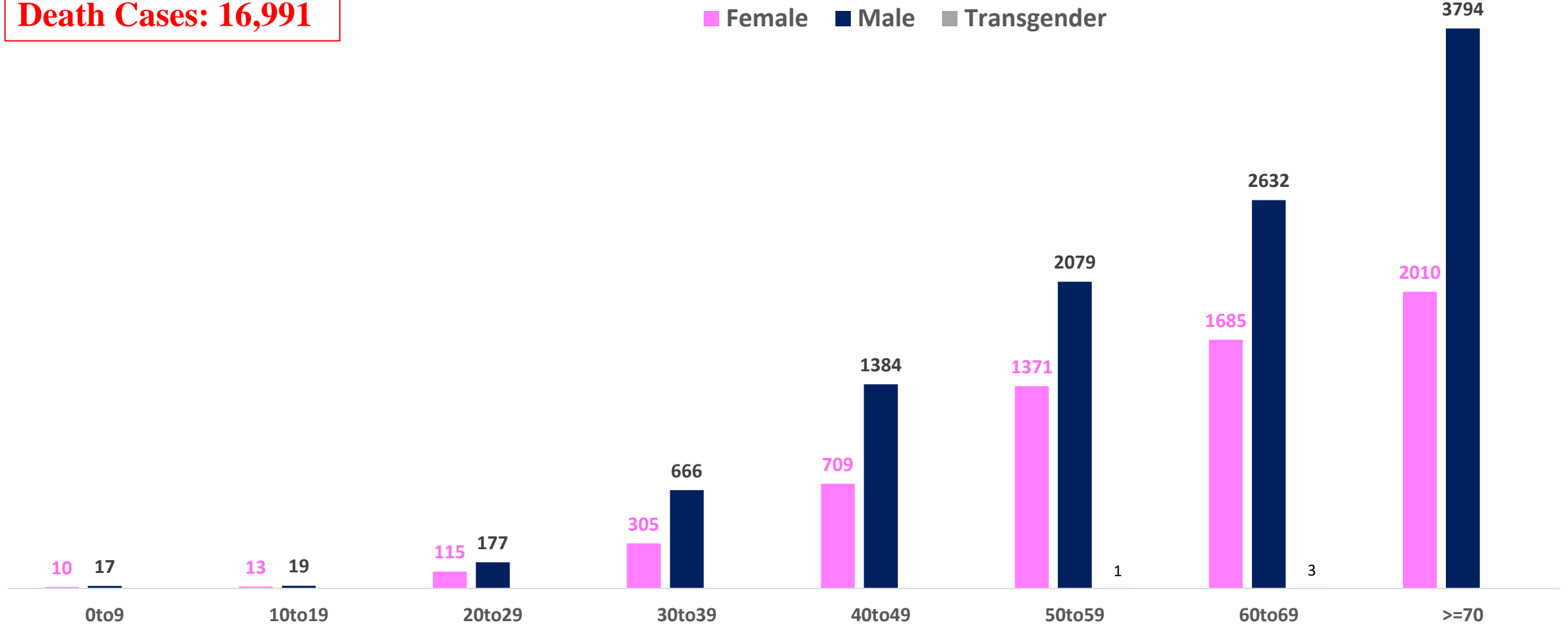
-  **Level 1 : 0 to 1 Cases**
-  **Level 2 : 1 to 3 Cases**
-  **Level 3 : 3 to 5 Cases**
-  **Level 4 : 5 to 10 Cases**
-  **Level 5 : More than 10 Cases**
-  **Zone Boundaries**



AGE AND GENDER WISE DISTRIBUTION OF DEATH CASES



Death Cases: 16,991





SNAPSHOT OF COVID-19 CASES IN BENGALURU URBAN



**Total Wards With
< = 5 Cases* :
179**

**Tests Conducted
on 07.03.2023:
780**

**Recovery
Rate*:
99.08%**

**Total
Active Cases :
332**

**Total Vaccinated
on 07.03.2023:
42**





**Positivity
Rate* :
8.26%**

**Active
Rate*:
0.02%**

**Case
Fatality Rate* :
0.00%**

*Total positive cases In the past 7 days

*CFR and positivity is for Past 7 days

Download BBMP Bulletin	https://apps.bbmpgov.in/covid19/mediabulletin.php
To register for vaccination :	https://selfregistration.cowin.gov.in/
BBMP COVID19 Dashboard:	https://apps.bbmpgov.in/covid19/
Follow us on:	 www.facebook.com/bbmp.comm1/
	 twitter.com/BBMPCOMM
	  BBMPSplHealth



ಬೃಹತ್ ಬೆಂಗಳೂರು ಮಹಾನಗರ ಪಾಲಿಕೆ
Bruhat Bengaluru Mahanagara Palike

List of Functional Namma Clinics

1 

Scan the QR code to find Namma Clinic Locations

2 

  @BBMPSplHealth

Issued by:

Honorable Chief Commissioner, BBMP
Special Commissioner Health, BBMP
MD, Bengaluru Smart City Limited

THANK YOU !

